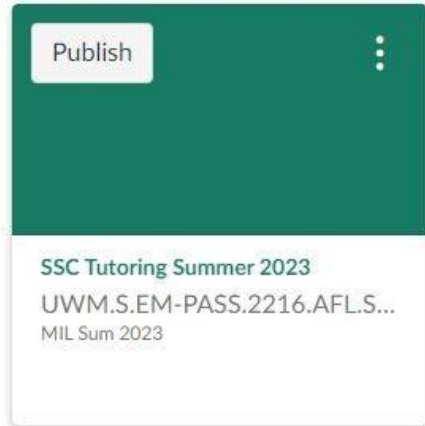
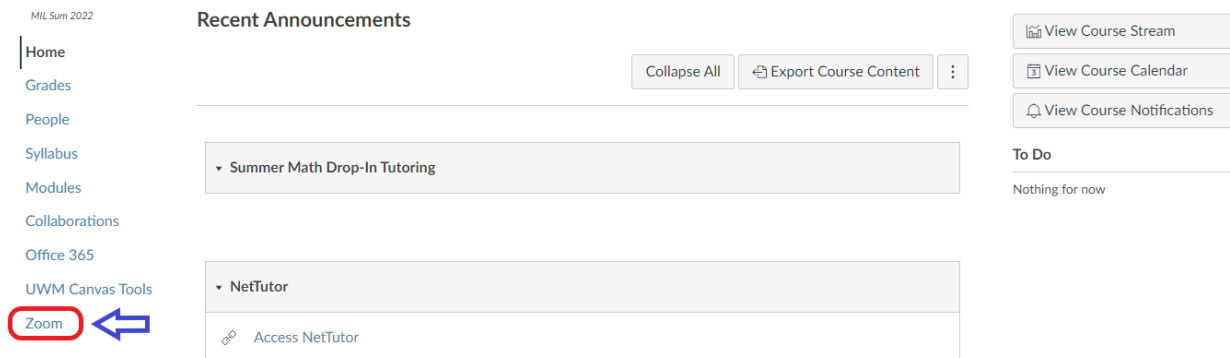


## How to Access the Math Drop-In Tutoring for Summer 2023

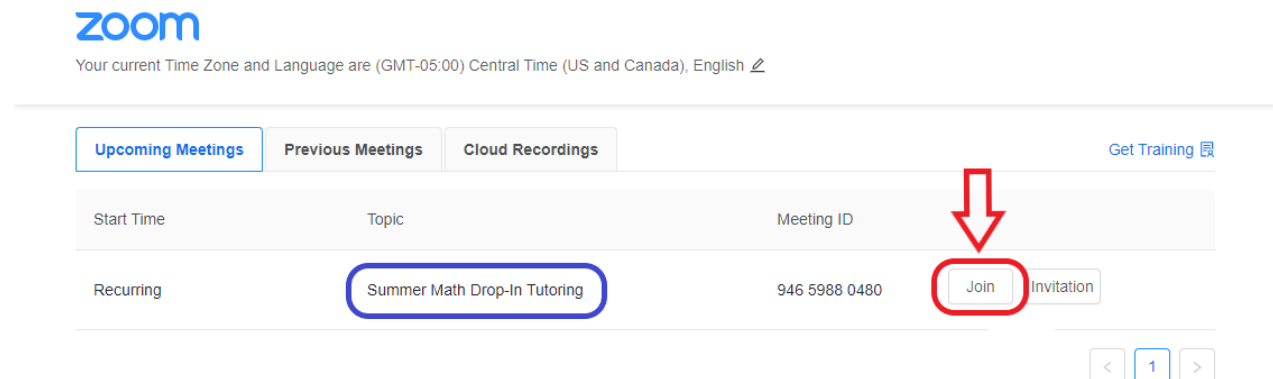
1. Click on our “SSC Tutoring Summer 2023” Canvas course
  - a. If not already enrolled in the Summer Course in Canvas, please use this link to enroll: <https://uwmil.instructure.com/enroll/GX3M9R>



2. Click on the “Zoom” link at the bottom of the left sidebar

A screenshot of the Canvas course interface. The left sidebar contains a list of navigation links: Home, Grades, People, Syllabus, Modules, Collaborations, Office 365, and UWM Canvas Tools. The 'Zoom' link under 'UWM Canvas Tools' is circled in red, with a blue arrow pointing to it. The main content area shows 'Recent Announcements' with a 'Summer Math Drop-In Tutoring' announcement and a 'NetTutor' announcement with an 'Access NetTutor' link. On the right, there are buttons for 'View Course Stream', 'View Course Calendar', and 'View Course Notifications', and a 'To Do' section with 'Nothing for now'.

3. Click on the “Join” button

A screenshot of the Zoom web interface. The Zoom logo is at the top left. Below it, the text says 'Your current Time Zone and Language are (GMT-05:00) Central Time (US and Canada), English'. There are three tabs: 'Upcoming Meetings', 'Previous Meetings', and 'Cloud Recordings'. The 'Upcoming Meetings' tab is active. A table lists upcoming meetings. The first meeting is 'Recurring' with the topic 'Summer Math Drop-In Tutoring' and Meeting ID '946 5988 0480'. The 'Join' button for this meeting is circled in red, with a red arrow pointing to it. The 'Invitation' button is also visible. At the bottom right, there are navigation buttons: '<', '1', and '>'.