

Accessing Canvas to Begin Your Course

1. At least 24 hours before the start of your course, you will receive an invitation to Canvas. If you are unable to find the invite, check your junk/spam folder:

From: **University of Wisconsin Canvas** <notifications@instructure.com>

Subject: Course Invitation

Please note: You cannot access your class until receiving an email invite. Do not attempt to create a Canvas account prior.

2. Open the email and click “Get Started”:

You've been invited to participate in a class at University of Wisconsin Continuing Education. The class is called Introduction to the School-Age Care Profession (2025).
Course role: Student

Name: **Sample Student**

Email: sample@email.com

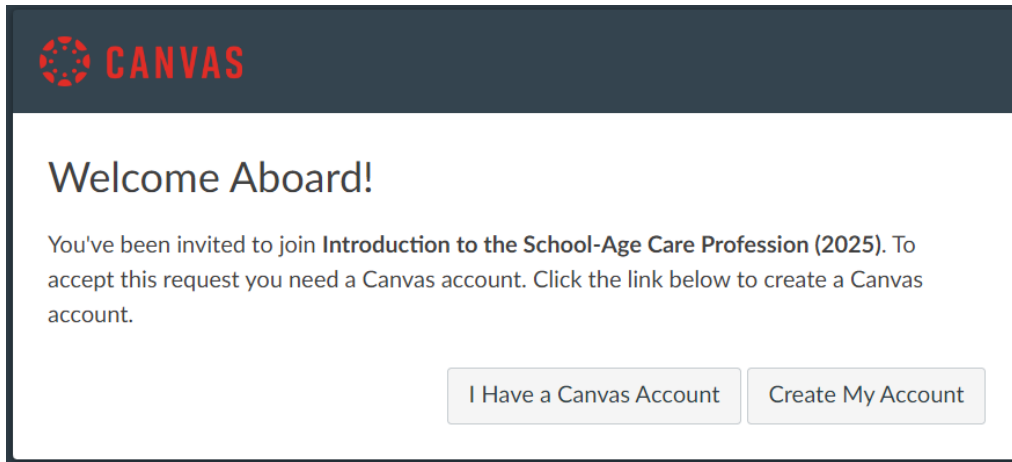
Username: **ABC1234567**

You'll need to register with Canvas before you can participate in the class.

Get Started

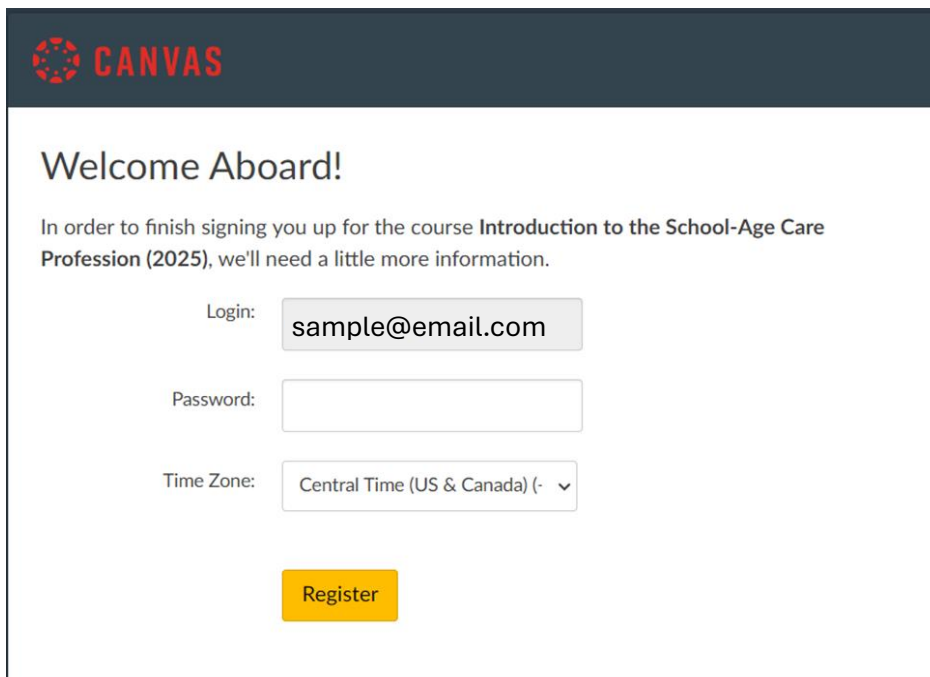


3. The link will bring you to the below screen. **Proceed to the section that applies to your situation:** if you do not have a Canvas account, if you have a Canvas account with a personal or business email, or if you have a Canvas account with a UW-system email.



If you do not have a Canvas account, or if you have a Canvas account connected to a different email address, then select “Create My Account”.

This will bring you to the below screen. Continue following the prompts, select “Register”, and you will be in your Canvas course.



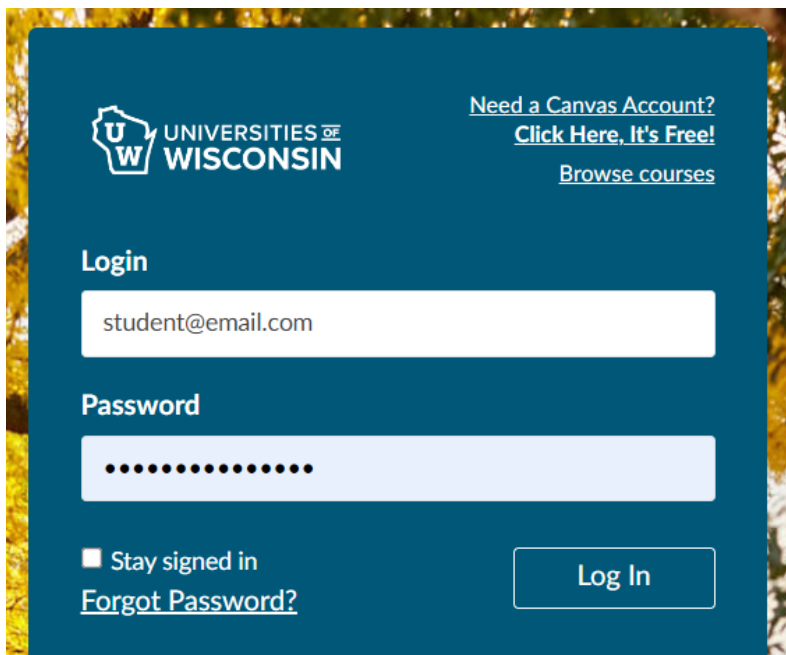
You can now access your UWM School of Continuing Education Canvas courses at <https://uwm.edu/canvas/continuing-ed/>

If you have a Canvas account attached specifically to the email you used to register with UWM's School of Continuing Education, you may select "I Have a Canvas Account".



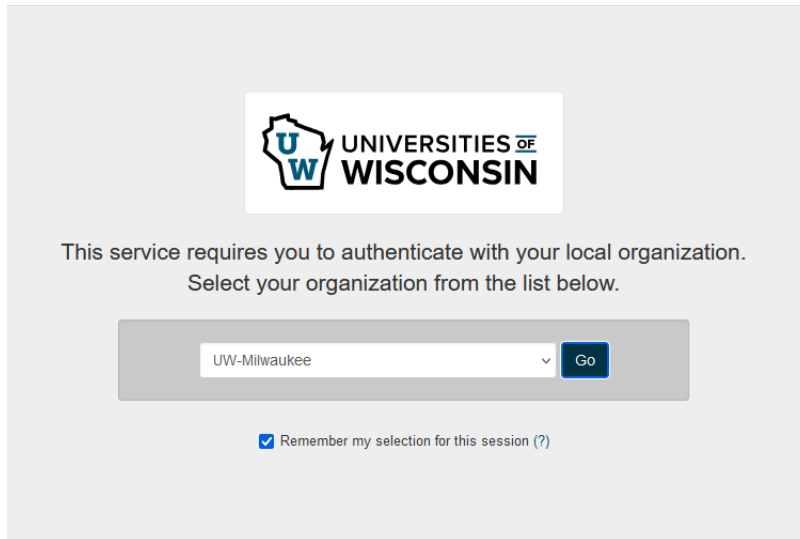
Select "UW Continuing Education Student", then you will be brought to the below login screen. Enter your email and password, then click "Log In", and you will be in your Canvas course.

If you forgot your password, type your email in the "Login" field, then select "Forgot Password?" An email will be sent that allows you to reset your password.



You can now access your UWM School of Continuing Education Canvas courses at <https://uwm.edu/canvas/continuing-ed/>

If you have a Canvas account with a UW system email, you may select “I Have a Canvas Account”.



UNIVERSITIES OF WISCONSIN

This service requires you to authenticate with your local organization.
Select your organization from the list below.

UW-Milwaukee Go

Remember my selection for this session (?)

If prompted, select the campus **that issued your email address**, then “UW Employee / Faculty / Student”. Proceed with logging in and providing multi-factor authentication. Please note, some or all of these steps may be automatically bypassed by the system if you are already logged into your university email.

If you forgot your UW password, you must work with the issuing campus to reset it. (For UW-Milwaukee, utilize <https://uwm.edu/technology/digital-id/> to reset or obtain a new password.) If your UW account is no longer active, please contact us at sceinfo@uwm.edu.



You can now access your UWM School of Continuing Education Canvas courses at <https://uwm.edu/canvas/continuing-ed/>