








## Emergency Preparedness Guidance for Students & Personnel

**Note to Instructional Staff:** Please review safety and emergency procedures with your students at the beginning of the semester.

	<p><b>Call UW-Milwaukee Police for any campus emergency:</b></p> <ul style="list-style-type: none"> <li>• Dial 414-229-9911 from any phone.</li> <li>• The non-emergency number is 414-229-4627.</li> <li>• See the <a href="#">Emergency Preparedness</a> web page for more guidance and emergency procedures.</li> </ul>
	<p><b>Smoke / Fire on Campus:</b></p> <ul style="list-style-type: none"> <li>• Alert persons in the area of the fire.</li> <li>• Activate the fire alarm at the nearest pull-station.</li> <li>• <b>The fire alarm means evacuate!</b></li> <li>• Evacuate using the nearest safe exit; consider alternative egress routes.</li> <li>• Close doors to confine fire, but do not lock the doors.</li> <li>• Do not use the elevators. Stairwells are <i>safe haven</i> areas for those unable to evacuate.</li> <li>• Call the UW-Milwaukee Police from a safe location.</li> <li>• See <a href="#">Fire Safety</a> web page for more info.</li> </ul>
	<p><b>Fire Extinguishers:</b></p> <ul style="list-style-type: none"> <li>• Don't attempt to fight a fire unless you've had specific training on fire extinguishers; instead, evacuate and get help!</li> <li>• Follow the procedures noted above <u>before</u> attempting to fight a fire.</li> <li>• Know the "PASS Technique" when using a fire extinguisher:  <b>P</b>ull the pin, <b>A</b>im at the base of the fire, <b>S</b>queeze the lever, <b>S</b>weep side-to-side</li> <li>• Contact <a href="mailto:safety-office@uwm.edu">safety-office@uwm.edu</a> to request fire extinguisher training.</li> </ul>
	<p><b>Severe Weather and Tornado Safety:</b></p> <ul style="list-style-type: none"> <li>• <b>Tornado Watch:</b> conditions are favorable for a tornado.</li> <li>• <b>Tornado Warning:</b> seek shelter.</li> <li>• Seek tornado shelter areas in lower levels of buildings or interior locations without windows.</li> <li>• If you can't safely reach a shelter area, then seek shelter away from exterior glass in an interior room (i.e., restrooms) or corridor.</li> <li>• See <a href="#">Tornado Safety</a> web page for more info.</li> </ul>
	<p><b>Automated External Defibrillators (AED) for Cardiac Arrest:</b></p> <ul style="list-style-type: none"> <li>• Each major campus building has an AED, generally located near the first-floor elevator lobby. Call the UW-Milwaukee Police for all medical emergencies.</li> <li>• Know how to use an AED. UWM Police offer <a href="#">AED/CPR Training</a>.</li> </ul>
	<p><b>Narcan (Naloxone) Stations:</b></p> <ul style="list-style-type: none"> <li>• Narcan safely reverses the effects of an opioid overdose for 30 to 90 minutes.</li> <li>• The goal is to provide Narcan to members of the community in largely populated areas around campus.</li> <li>• You CANNOT get in trouble for administering Narcan (WI Good Samaritan Law).</li> <li>• Know how to use Narcan. UWM Police offer <a href="#">Narcan Training</a>.</li> </ul>
	<p><b>UWM Emergency Alerts</b> will send a text message to your mobile phone in the event of campus emergencies.</p> <ul style="list-style-type: none"> <li>• Faculty, Staff, and Students automatically receive alerts through their UWM email.</li> <li>• If a student's PAWS account includes a cell phone number, they will receive text message alerts.</li> <li>• Faculty and Staff must opt-in to receive text message alerts- enroll in <a href="#">Rave Mobile Safety</a>.</li> <li>• Please keep your phone number and provider current in this database to receive alerts.</li> <li>• See <a href="#">UWM Emergency Alerts</a> for more info.</li> </ul>