












# Audit Icons






## Introduction

Throughout your degree audit report, you will see icons with different indications. Their meanings are listed below.

Icons	Description
	The course/requirement has been completed.
	Course or requirement is in progress
	A registered course in a future term, or a requirement with a future registered course
	A registered course on a waitlist, or a requirement with a waitlisted course
	A course in the shopping cart, or a requirement with a course in the shopping cart.
	A planned course, or a requirement with a planned course
	A remaining course or requirement. In addition, if any course is taken but not counting, additional icon on the right will provide that information. This is defined in the 'Additional information' table below
	Any course or requirement that is optional. If any course is still taken or planned when not needed, additional icon on the right will provide that information. This is defined in the 'Additional information' table below
	A completed milestone
	A remaining milestone
	A planned milestone

## Additional information

Some courses have some extra detail. When this applies, an icon will appear on the right side of the course. The table below explains what each icon means.

Icons	Description
	Course is counting toward multiple requirements, hover for details
	Course is being used as an equivalent to the required course
	Informational note about the course (e.g., Course was taken but was not required)
	Additional information that requires attention (e.g., Course was taken but grade requirement was not met)
	Course is fulfilling a parent requirement and may appear in multiple locations