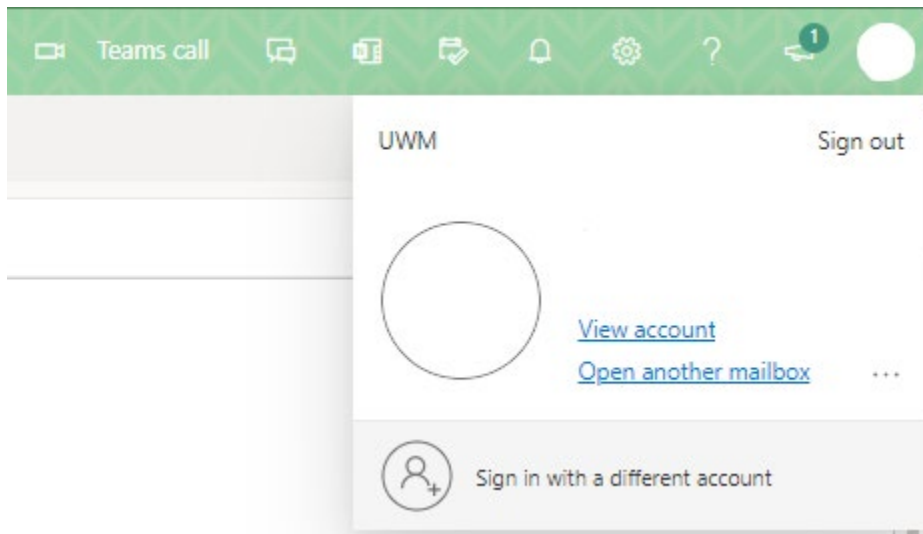
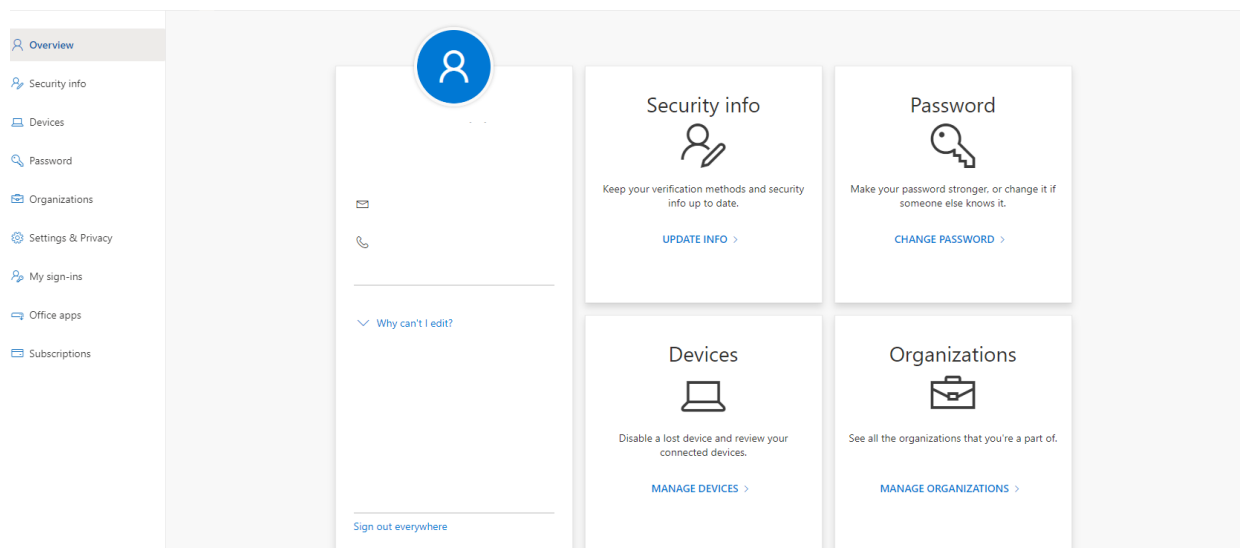


Set up additional ways to authenticate your login

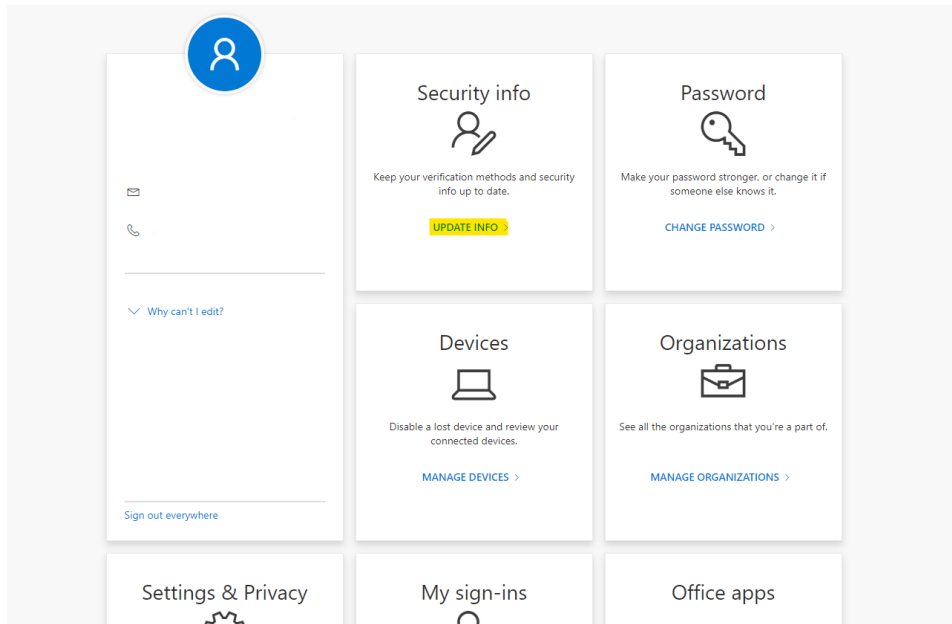
1. *In Outlook (or other accessible Microsoft program)*
2. Go to the Top Right of your email. There is a circle with your initials. (Example: Name – Jane Smith , Initials – JS). Click on the circle and a menu will open. Select “View Account”.



3. It will take you to a page with your Account Overview. Go to the section titled “Security Info”.

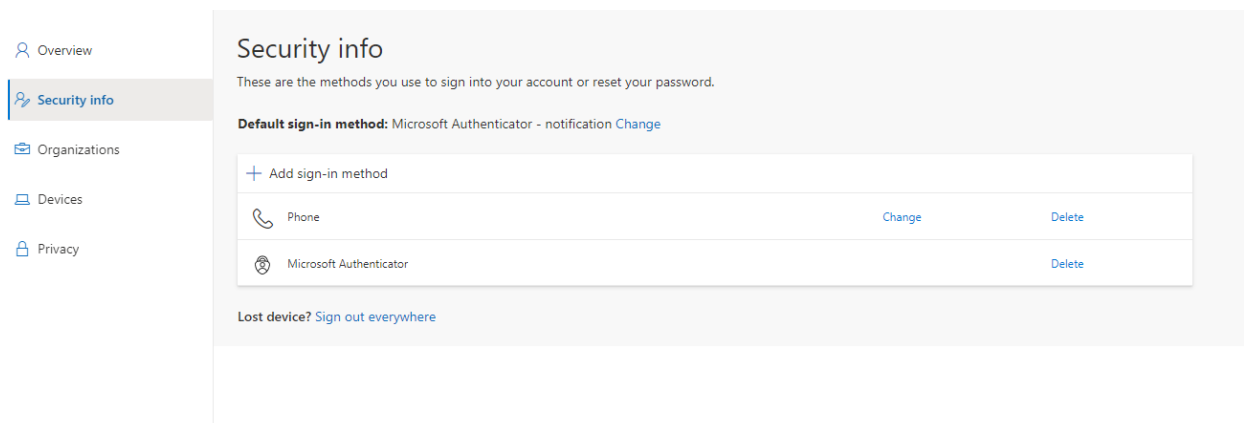


4. Select "Update Info".



5. You will see a page with your Microsoft Authenticator information and any phone numbers attached to your account. Update your information by selecting "+ Add sign-in method".

- a. Options for Sign In methods
 - i. Phone
 - ii. Microsoft Authenticator
 - iii. Security Questions (Answers should be in English with no special characters. Please have answers noted where student can access easily.)
 - iv. Alternate Phone number
 - v. Email (non-uwm email)
- b. The options for Security Key and Office Phone do not apply to the student if shown.



[UWM MFA for Students \(https://uwm.edu/technology/mfa-student/\)](https://uwm.edu/technology/mfa-student/)

Are you unable to access your UWM account? You will need to contact the [UWM Help Desk \(https://uwm.edu/technology/request-support/\)](https://uwm.edu/technology/request-support/).

You will need to supply your ePanther ID or your UWM Campus ID Number. These can be found in your Welcome Letter and email. You will also need to supply your Date of Birth in Month/Day/Year Format. (Example: Date of Birth - December 15, 1987 or 12/15/1987). *If you are in Milwaukee and need assistance with calling the UWM Help Desk, please come to the office in Curtin 672 during office hours. The ENGLISH LANGUAGE ACADEMY cannot call the UWM Help Desk without the student present to give permission.*