

How To: Complete the FAFSA

1. Start by going to the fafsa.gov website and log in if you have completed the FAFSA before.



2. Click on **FAFSA RENEWAL** to apply the same information from the previous year's application, or click on **START NEW FAFSA** to enter your information.
3. Sign in with last year's FAFSA 4-digit PIN number and password. If you can't remember your PIN, you can **REQUEST A DUPLICATE PIN** or answer a security question to retrieve your password. If you have never completed the FAFSA, you can **APPLY FOR A PIN**.

- The *Introduction Page* presents a few Frequently Asked Questions that you can browse. Click **NEXT**.

Introduction Page - 2014-2015 FAFSA

Use the **Next** and **Previous** buttons to move from page to page in the form. If you use your browser's back and forward buttons to move from page to page, you may lose your data.

Additional information about *FAFSA on the Web*:

[How can I get help completing my FAFSA?](#)

[How many steps does it take to complete?](#)

[How long will it take to complete?](#)

[Can I save my FAFSA if I can't finish it?](#)

[Documents needed to complete the FAFSA](#)

[Signing the FAFSA](#)

[FAFSA on the Web Security and Privacy](#)

NEXT

EXIT

- The *Student Demographic Information* page includes personal and contact information. Click **NEXT**.

Student Demographic Information

Your last name FSA	Your first name Student	Your middle initial
Your Social Security Number 550-12-1415		
Your date of birth (mmd/yyyy) 01/01/1994		
Are you male or female? <input type="radio"/> Male <input checked="" type="radio"/> Female		
Your permanent mailing address (include apt. number) 100 Test Way		
Your city (and country if not U.S.) Test City	Your state Alabama	
Your ZIP code 12345		
Have you lived in Alabama for at least 5 years? <input type="radio"/> Yes <input checked="" type="radio"/> No		
What is your state of legal residence? Alabama		
Did you become a legal resident of Alabama before January 1, 2009? <input checked="" type="radio"/> Yes <input type="radio"/> No		
Your permanent telephone number () -		
Your e-mail address random@fsa.gov	Re-enter your e-mail address random@fsa.gov	
What is your marital status as of today? I am single		
Do you have driver's license information that you want to provide? <input checked="" type="radio"/> Yes <input type="radio"/> No		
Your driver's license number 	Your driver's license state Select	

PREVIOUS
NEXT

NEED HELP?
SAVE
CLEAR ALL DATA
VIEW FAFSA SUMMARY
EXIT

6. The *Student Eligibility* page includes both you and your parents' educational experience. Click **NEXT**.

Student Eligibility

Are you a U.S. citizen?
Yes, I am a U.S. citizen (or U.S. national) ▾

When you begin college in the 2014-2015 school year, what will be your high school completion status?
High school diploma ▾

When you begin the 2014-2015 school year, what will be your grade level?
Attended college before/1st yr. ▾

When you begin the 2014-2015 school year, what degree or certificate will you be working on?
1st bachelor's degree ▾

Are you interested in being considered for work-study?
No ▾

Will you have your first bachelor's degree before July 1, 2014?
 Yes No

Highest school completed by Parent 1
Middle School/Jr. High ▾

Highest school completed by Parent 2
Middle School/Jr. High ▾

Have you ever received federal student aid?
 Yes No

Have you been convicted for the possession or sale of illegal drugs for an offense that occurred while you were receiving federal student aid (grants, loans, and/or work-study)?
 Yes No

Based on the answers you provided, we have determined that your eligibility for federal student aid is not affected by the previous question(s).

If you are convicted of possessing or selling drugs after you submit your FAFSA, you must notify the financial aid administrator at your college immediately. You will lose your eligibility for federal aid and will be required to pay back all aid you received after your conviction.

PREVIOUS NEXT

NEED HELP? SAVE CLEAR ALL DATA VIEW FAFSA SUMMARY EXIT

If you are interested in the Work-Study program, select **YES** from the drop-down menu here.

7. Enter your high school info on the *Student Eligibility continued* page, click **NEXT**.
8. Enter the Federal School Code **003896** for UWM, click **NEXT**.

School Selection

You can add up to 10 colleges to your FAFSA. If you know your college's school code, use the option to the right to search. If you need help finding your college, use the state (required), city (optional), and school name (optional) fields to begin your search.

State ▾

City (optional)

School Name (optional)

Federal School Code

OR

SEARCH [Search Tips](#) SEARCH

9. Select your *Housing Plans* from the drop down menu of the *School Selection Summary* page, click **NEXT**.

10. Answer the Dependency Determination questions and click **NEXT**.

10a. If you are a Dependent Student, you will need to enter your parents' Demographic Information...

Parent Demographics Information

As of today, what is the marital status of your legal **parents** (biological and/or adoptive)?
Married or Remarried

When did your parents get married or remarried? Enter the month and year. (mm/yyyy)
02/1985

What is your father's/stepfather's Social Security Number? 123-46-4495	What is your father's/stepfather's last name? FilingMFJ
What is your father's/stepfather's first initial? M	What is your father's/stepfather's date of birth? (mmddyyyy) 01/01/1980
What is your mother's/stepmother's Social Security Number? 550-14-1415	What is your mother's/stepmother's last name? FSA
What is your mother's/stepmother's first initial? M	What is your mother's/stepmother's date of birth? (mmddyyyy) 11/10/1962

Your parents' e-mail address
parent@FSA.gov

Re-enter your parents' e-mail address
parent@FSA.gov

Have your parents lived in Alabama for at least 5 years?
 Yes No

What is your parents' state of legal residence?
Connecticut

Did your parents become legal residents of Connecticut before January 1, 2009?
 Yes No

Your parents' number of family members in 2014-2015 (household size)
If you are not sure who is considered a family member, click **Household Size** to answer the questions on the worksheet.
3 **HOUSEHOLD SIZE**

How many people in your parents' household will be college students between July 1, 2014 and June 30, 2015? Do not include your parents.
1

PREVIOUS **NEXT**

NEED HELP? **SAVE** **CLEAR ALL DATA** **VIEW FAFSA SUMMARY** **EXIT**

...and your parents will need to enter their Tax Information.

Parent Tax Information

Application was successfully saved.

For 2013, have your parents completed their IRS income tax return or another tax return?
Already completed ▾

For 2013, what is your parents' tax filing status according to their tax return?
Married-Filed Joint Return ▾

You, the parents, may be able to use the [IRS Data Retrieval Tool](#) to view and transfer your tax information from the IRS.

Did you, the parents, file an amended tax return?
 Yes No

Did you, the parents, file a Puerto Rican or foreign tax return?
 Yes No

Did you, the parents, file taxes electronically in the last 3 weeks (or by mail in the last 11 weeks)?
 Yes No

Based on your response, we recommend that you, the parents, transfer your information from the IRS into this FAFSA.

Enter your PIN and click [Link To IRS](#).

Which parent are you?
Select ▾

What is your PIN?

[Apply For A PIN](#)
[I Forgot/Don't Know My PIN](#)
[LINK TO IRS](#)

[PREVIOUS](#) [NEXT](#)

[NEED HELP?](#) [SAVE](#) [CLEAR ALL DATA](#) [VIEW FAFSA SUMMARY](#) [EXIT](#)

10b. If you are an Independent Student, you will need to answer whether you have any dependents of your own.

Dependency Determination

Application was successfully saved.

Do you now have or will you have children who will receive more than half of their support from you between July 1, 2014 and June 30, 2015?
 Yes No

Do you have dependents (other than your children or spouse) who live with you and who receive more than half of their support from you, now and through June 30, 2015?
 Yes No

Your number of family members in 2014-2015 (household size)

How many people in your household will be in college in 2014-2015?

You are considered an **"independent"** student. This means you are not required to answer questions about your parents.

However, you may want to answer questions about your parents if:

- you are a health profession student (such as a medical or nursing student), or
- your school requires parental information from all students.

Do you want to answer questions about your parents?
 Yes No

[PREVIOUS](#) [NEXT](#)

[NEED HELP?](#) [SAVE](#) [CLEAR ALL DATA](#) [VIEW FAFSA SUMMARY](#) [EXIT](#)

11. Select whether or not you've done your taxes on the *Student Tax Information* page.

If you've done your taxes more than 3 weeks before filing your FAFSA, you can easily transfer your tax information from the IRS website using the IRS Data Retrieval Tool (recommended).

If you've done your taxes within 3 weeks of filing your FAFSA, you can use your own copy of your tax return to enter your tax information, or save your application and continue after 3 weeks have passed to use the IRS Data Retrieval Tool.

If you haven't done your taxes for the year, you can estimate your totals using your previous year's tax return. For example, if you are applying for the 2018-2019 FAFSA and haven't done your 2017 taxes, you can estimate your totals based on your 2016 tax return.

Student Tax Information

Application was successfully saved.

For 2013, have you completed your IRS income tax return or another tax return?
Already completed ▾

For 2013, what is your tax filing status according to your tax return?
Married-Filed Joint Return ▾

You may be able to use the [IRS Data Retrieval Tool](#) to view and transfer your tax information from the IRS.

Did you file an amended tax return?
 Yes No

Did you file a Puerto Rican or foreign tax return?
 Yes No

Did you file your taxes electronically in the last 3 weeks (or by mail in the last 11 weeks)?
 Yes No

Based on your response, we recommend that you transfer your information from the IRS into this FAFSA.
Enter your PIN and click **Link To IRS**.

What is your PIN?
 [Apply For A PIN](#)

12. Under *Leaving FAFSA on the Web*, click **OK** to go to the IRS Data Retrieval Tool. (You will be brought back to this spot once you transfer your tax information).

Leaving FAFSA on the Web


You are now leaving *FAFSA on the Web* and will be transferred to the IRS Web site to access your IRS tax information. Your information will be saved and your *FAFSA on the Web* session will end.

Your saved FAFSA will automatically open either when you transfer your information from the IRS or choose to return to *FAFSA on the Web* from the IRS Web site. If you do not transfer your information or choose not to return to *FAFSA on the Web* from the IRS Web site, you will have to log in to open your saved FAFSA.

Click **OK** to continue. Otherwise, click **Cancel**.

If you have any questions or problems using this tool, view available [Help](#) options for assistance.

13. Enter your previous year's return info, then click **Submit**.

 [Return to FAFSA](#) | [Log Out](#) | [Help](#)
[Español](#)

Get My Federal Income Tax Information

See our [Privacy Notice](#) regarding our request for your personal information.

Enter the following information as it appears on your 2013 Federal Income Tax Return. [?](#) Required fields *

First Name *	michiko
Last Name *	filingMFJ
Social Security Number *	*** - ** - 4494
Date of Birth *	01 / 01 / 1980
Filing Status * ?	Married-Filed Joint Return
Address - Must match your 2013 Federal Income Tax Return. ?	
Street Address *	main street
P.O. Box (Required if entered on your tax return) ?	
Apt. Number (Required if entered on your tax return)	
Country *	United States
City, Town or Post Office *	stanford
State/U.S. Territory *	California (CA)
ZIP Code *	96011

Select the button below to exit the IRS system and return to your FAFSA. By submitting this information, you certify that you are the person identified. Use of this system to access another person's information may result in civil and criminal penalties.

[IRS Privacy Policy](#)

14. Select the *Transfer My Tax Information into the FAFSA* check box and click **Transfer Now** to automatically enter your tax information and return to your FAFSA. (You can print the *Federal Income Tax Information* page as back-up).

[Return to FAFSA](#) | [Log Out](#) | [Help](#)
[Español](#)

Student 2013 Federal Income Tax Information

The information below is your tax information that will help you answer some of the questions on the FAFSA.

	My Tax Information	FAFSA Question Numbers ?
Tax Year	2013	
Name(s)	Michiko Filingmfj	
Social Security Number	*** - ** - 4494	
Filing Status	Married-Filed Joint Return	
Type of Tax Return Filed	1040	Question 33 on the FAFSA
Adjusted Gross Income	\$75,800	Question 36 on the FAFSA
Income Earned From Work ?	\$15,435	Your filing status indicates you may need to split this amount and enter it in two places on the FAFSA. Student: Question 39 on the FAFSA and/or Spouse: Question 40 on the FAFSA
Income Tax	\$5,675	Question 37 on the FAFSA
IRS Exemptions	1	Question 38 on the FAFSA
Education Credits	\$2,675	Question 44a on the FAFSA
IRA Deductions and Payments	\$1,175	Question 45b on the FAFSA
Tax-Exempt Interest Income	\$1,425	Question 45d on the FAFSA
Untaxed IRA Distributions ?	\$4,675	Question 45e on the FAFSA
Untaxed Pensions ?	\$3,675	Question 45f on the FAFSA

Print this page for your records before choosing an option below.

Transfer My Tax Information into the FAFSA ?

The tax information provided above will populate the answers to the appropriate FAFSA questions. After the FAFSA is populated your IRS session will end and you will return to your FAFSA. Check this box if you are choosing to transfer your information. ?

Do Not Transfer My Tax Information and Return to the FAFSA ?

By clicking the "Do Not Transfer" button, you are choosing not to transfer your tax information electronically. Your IRS session will end and you will return to your FAFSA. You may still use this tax information to input the data into your FAFSA. ?

[IRS Privacy Policy](#)

15. If you didn't transfer your tax information, enter your estimated totals or use a copy of your tax return to enter your *Student Financial Information*, then click **NEXT**.

Student Financial Information

You have successfully transferred your 2013 IRS tax information.

Your IRS tax information has been successfully transferred into this FAFSA. Questions that were populated with tax information will be marked with "Transferred from the IRS."

What income tax return did you file for 2013?
Transferred from the IRS
IRS 1040

What was your (and your spouse's) adjusted gross income for 2013? This amount is found on IRS Form 1040-line 37.
\$75,800 .00 Transferred from the IRS

Your (and your spouse's) total income earned from working in 2013 was **transferred from the IRS**. This amount is the total of IRS Form 1040-lines 7+12+18.
\$15,435 .00

Of the \$15435, enter the amount that you and your spouse each earned from working in 2013. [How do I do this?](#)

You \$10,000 .00

Your Spouse \$5,435 .00

Did you or your spouse file an IRS Schedule K-1 (Form 1065) for 2013?
 Yes No

Enter the amount that you and your spouse each reported in Box 14 [Code A] of IRS Schedule K-1 (Form 1065) for 2013.

You \$0 .00

Your Spouse \$0 .00

Note: The total of the **You** fields will display in the Student's Income Earned from Work field (field #39), and the total of the **Your spouse** fields will display in the Spouse's Income Earned from Work field (field #40).

As of today, are you (or your spouse) a dislocated worker?
No

[PREVIOUS](#) [NEXT](#)

[NEED HELP?](#) [SAVE](#) [CLEAR ALL DATA](#) [VIEW FAFSA SUMMARY](#) [EXIT](#)

16. Enter your income tax and exemptions (select the necessary checkboxes) and your asset information on the *Student Financial Information continued* page, then click **NEXT**.

Student Financial Information continued

Enter the amount of your (and your spouse's) income tax for 2013. This amount is found on IRS Form 1040-line 55.
 \$763 .00 **Transferred from the IRS**

Enter your (and your spouse's) exemptions for 2013. This amount is found on IRS Form 1040-line 6d.
 1 **Transferred from the IRS**

Did you (or your spouse) have any of the following items in 2013? Check all that apply and provide amounts.

Additional Financial Information

American Opportunity Tax Credit, or Lifetime Learning Tax Credit
 Education credits (American Opportunity Tax Credit, or Lifetime Learning Tax Credit) from IRS Form 1040-line 49
 \$4,147 .00 **Transferred from the IRS**

Child support paid

Taxable earnings from Work-study, Assistantships or Fellowships

Grant and scholarship aid reported to the IRS

Combat pay or special combat pay

Cooperative education program earnings

Untaxed Income

Payments to tax-deferred pension and retirement savings plans

IRA deductions and payments to self-employed SEP, SIMPLE and Keogh
 IRA deductions and payments to self-employed SEP, SIMPLE, Keogh, and other qualified plans from IRS Form 1040-total of lines 28+32
 \$2,106 .00 **Transferred from the IRS**

Child support received

Tax exempt interest income
 Tax exempt interest income from IRS Form 1040-line 8b
 \$984 .00 **Transferred from the IRS**

Untaxed portions of IRA distributions
 Untaxed portions of IRA distributions from IRS Form 1040-lines (15a minus 15b). Exclude rollovers. If negative, enter a zero here
 \$112 .00 **Transferred from the IRS**

Untaxed portions of pensions
 Untaxed portions of pensions from IRS Form 1040-lines (16a minus 16b). Exclude rollovers. If negative, enter a zero here
 \$155 .00 **Transferred from the IRS**

Housing, food, and other living allowances paid to military, clergy, and others

Veterans noneducation benefits

Other untaxed income not reported such as workers' compensation or disability

Money received or paid on your behalf

As of today, does the total amount of your (and your spouse's) current [assets](#) exceed \$16,400.00?
 Yes No

As of today, what is your (and your spouse's) total current balance of cash, savings, and checking accounts?
 \$.00

As of today, what is the net worth of your (and your spouse's) investments, including real estate (not your home)?
 \$.00

As of today, what is the net worth of your (and your spouse's) current businesses and/or investment farms?
 \$.00

PREVIOUS
NEXT

NEED HELP?
SAVE
CLEAR ALL DATA
VIEW FAFSA SUMMARY
EXIT

17. Enter your 4-digit FAFSA PIN to electronically sign, agree to the usage statement, then click **SUBMIT MY FAFSA NOW**.

Sign & Submit

Application was successfully saved.

[VIEW OR PRINT YOUR FAFSA INFORMATION](#)

Are you a [preparer](#)?

Yes No

Student Signature

Student's Social Security Number

Student's last name

Student's date of birth

What is your (the student's) PIN?
[I Forgot/Don't Know My PIN](#)

[Other options to sign and submit](#)

READ BEFORE PROCEEDING

2. to provide U.S. or state income tax forms that you filed or are required to file.

You also certify that you understand that the Secretary of Education has the authority to verify information reported on your application with the Internal Revenue Service and other federal agencies.


If you sign this application or any document related to the federal student aid programs electronically using a PIN, you certify that you are the person identified by the PIN and have not disclosed that PIN to anyone else. If you purposely give false or misleading information, you may be fined up to \$20,000, sent to prison, or both.

Terms of Agreement - Student

Agree Disagree

18. You can print your confirmation page for your records. A copy of the Confirmation Page will be emailed to you.

2014-2015 Confirmation Page


 Your confirmation page has been sent to you at the e-mail address: student@fsa.gov


PRINT THIS PAGE

Confirmation Number: F 09400037203 11/19/2013 14:49:53

Data Release Number (DRN): 2887

Congratulations, michiko! Your FAFSA was successfully submitted to Federal Student Aid.


 [Start your state application](#) to apply for Iowa state-based financial aid.

 **What Happens Next**

- You will receive an e-mail version of this page.
- In 3-5 business days, you will receive an e-mail notifying you that your FAFSA was processed.
- Your FAFSA information will be made available to your school(s), and they will use it to determine the aid you may be eligible to receive.
- Your school(s) will contact you if they need more information or when they are ready to discuss your financial aid award.
- If you have questions about your financial aid package, contact your school(s).

School(s) on your FAFSA:

School Name	Graduation Rate	Retention Rate	Transfer Rate	Additional Information from College Navigator
ALABAMA AGRCLTL & MECHL UNIV	32%	68%	NA	NA

 **Eligibility Information**

Estimated Expected Family Contribution (EFC) = 028598
 The EFC is a measure of how much you can contribute to the cost of your education. Schools use your EFC to determine your federal student aid eligibility.

The EFC is not how much aid you will receive or how much you have to pay for college.

Based on the [eligibility criteria](#), you may be eligible for the following:

[Direct Stafford Loan](#) Estimate - \$9,500.00
 You may also be eligible to receive other federal, state, or institutional grants, scholarships, and/or work-study.

In addition, you should learn about [federal tax benefits for education](#), including the *American Opportunity Tax Credit (AOTC)*.

If you have questions, visit www.fafsa.gov and click the "Help" icon on the FAFSA home page.

0

f Share

0

Tweet

TAKE A SURVEY

EXIT