

# APS Campus Team

---

MEETING #1: NOVEMBER 30, 2017

FACILITATORS: GESELE DURHAM AND AMANDA COOK, OAIR

# Agenda

---

1. Introductions
2. What is Academic Performance Solutions (APS)?
3. Resources to Get Started
4. Use Case #1: Analyzing Course Completion Rates
5. Discussion
  - A. How have you been using APS?
  - B. How would you like to use it in the future?
  - C. How can OAIR and EAB support your use of APS?
6. Wrap up / Next meeting

# 1. Introductions

---

## 2. What is Academic Performance Solutions (APS)?

---

### What is APS?

- APS is a web-based data analytics platform from EAB.
- Its purpose is to help administrators make data-informed decisions.

### What kind of data does it have?

- Student, HR, and finance data from UW-Milwaukee
- Benchmarking data from other institutions

### What does it do with the data?

- Interactive graphs and tables that can be customized using simple drop-down menus

### Can I download the data to excel?

- YES!

## 2. What is APS? – *APS vs. SSC Campus*

---

	<b>APS</b>	<b>SSC Campus</b>
<b>Data</b>	Student, HR, finance	Student
<b>Target Users</b>	Administrators	Advisors
<b>Functionality</b>	Analytics	Analytics, scheduling, referrals, tracking

# Data-Informed Academic Planning

## Three Areas of Focus for APS-Driven Analysis

### Course Planning

Align your resources and needs by analyzing course capacity, specialization, and class size.

#### Critical analyses:



Seat Utilization



Distinct Course Offerings



Class Size Distribution

### Student Progress

Identify opportunities for improving outcomes through changes in resource allocation or program redesign.

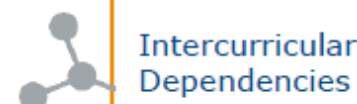
#### Critical analyses:



Completion Rates



Course Bottlenecks



Intercurricular Dependencies

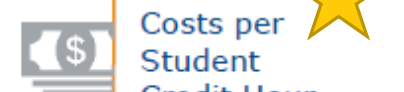
### University Operations

Increase efficiency and identify opportunities for program growth.

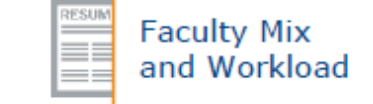
#### Critical analyses:



Enrollment Trends



Costs per Student Credit Hour



Faculty Mix and Workload

## 2. What is APS? – Common Use Cases

← → ↻ 🏠 reports.eabanalytics.com/#s=/gdc/projects/pomiiqw8jj8ktyuq7kwu1s7cshyil8yn|projectDashboar

EAB UW Milwaukee Help Amanda Cook


Academic Performance Solutions \* Unsaved View

College Scorecard Department Scorecard **Students** Courses Programs Faculty Costs Release Notes & Resources

EAB Academic Performance Solutions APS V2.1.1

ACADEMIC YEAR: 2016 CAMPUS NAME: All DEPARTMENT NAME: Mathematical... COURSE DIVISION: Lower Division STUDENT LEVEL: All


TERM: Fall 2015,... COLLEGE NAME: College of L... COURSE PREFIX: All COURSE TYPE: Discussion, Fi... STUDENT CLASSIFICATION: All

 **Students** ⓘ All reports in this tab are set at the department level and are best viewed after filtering on College Name in the dashboard filters above

**Enrollments** # of Students Enrolled: 7,696 3 yr Trend Rate: No data Total Attempted SCH: 34,376 3 yr Trend Rate: No data

**Student Enrollment Trends in Coursework** Student Enrollment is based on the unduplicated headcount of students registering for coursework.

**3 Year Growth in Attempted Student Credit Hours By Department** No data



Number of Distinct Students

Year	Number of Distinct Students
2016	7,696

## 2. What is APS? – The Online Dashboard

# 3. Resources to Get Started

---

- URL to access the APS portal: <https://reports.eabanalytics.com>
- APS 101 Webinar (EAB)
- Use Case #1: Analyzing Course Completion Rates
- Other EAB resources are available via their website.



# 4. Use Case #1: Analyzing Course Completion Rates

---

Download Use Case #1 here: [http://uwm.edu/academicaffairs/wp-content/uploads/sites/32/2017/12/APS-Use-Case-1\\_Analyzing-Course-Completion-Rates\\_for-web.pdf](http://uwm.edu/academicaffairs/wp-content/uploads/sites/32/2017/12/APS-Use-Case-1_Analyzing-Course-Completion-Rates_for-web.pdf)

## 5. Discussion

---

- How have you been using APS?
- How would you like to use it in the future?
- How can OAIR and EAB support your use of APS?

## 6. Wrap Up / Next Meeting

---

- Creative ideas for the name of our group
- Date and time for our next meeting
- To-dos between now and then
- Agenda items

# Contact Info

---

## **GESELE DURHAM**

Vice Provost for  
Institutional Effectiveness

Director, OAIR

(p) 414-229-3305

(e) [gedurham@uwm.edu](mailto:gedurham@uwm.edu)

## **AMANDA COOK**

Research Analyst, OAIR

(p) 414-229-3238

(e) [cook56@uwm.edu](mailto:cook56@uwm.edu)

*M, Tu, Th: 8:30am-1:30pm*